





A5 Landscape

(Flat size 210mm x 148.5mm)
(Folded to 105mm x 148.5mm)

 Bleed area - Make sure any images or colour that print to the edge extend into this area.

 Non Text area - Avoid putting any text or important detail in this area.

 Trim area - This is the finished size of your document. Anything placed outside of this area will be trimmed off.

 Fold Line - This is the fold line for your document. Keep all text at 3mm away from this line

NOTE:

- Hide or delete these guides before saving your file.
- When saving to PDF, choose the Adobe PDFx-1a configuration, disable all printers marks and set all bleeds to 3mm.
- When saving to JPG, choose the maximum image quality and ensure your colour mode is CMYK.

**DI\$COUNT
PRINTING**
Print more for less